



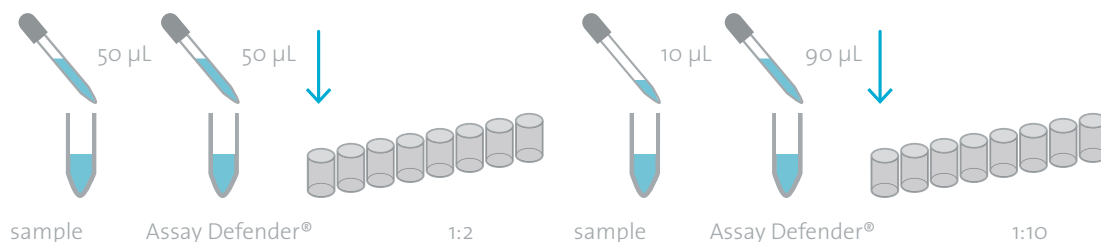
Examples for use of Assay Defender®

The use of Assay Defender® is always important when analyte and antibody meet and thus a high risk of interference effects is given.

ELISA

Assay Defender® replaces the ordinary sample diluent.

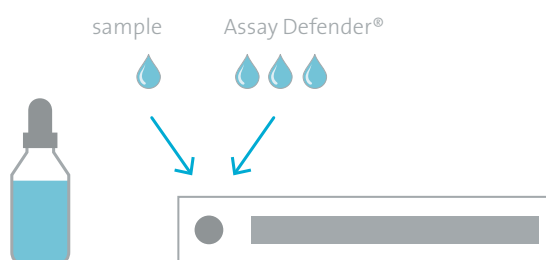
Specimens should be diluted with Assay Defender® at least 1:2, if possible 1:10 (1 part specimen + 9 parts Assay Defender®).



Higher dilutions are not a problem, provided the analyte concentration is high enough. Assay Defender® is also applicable for immuno-PCR and protein arrays as sample diluent.

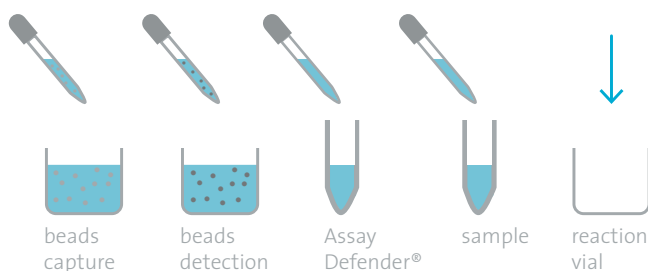
Lateral Flow Assay

Assay Defender® replaces flow buffer or chase buffer.



Bead-based platforms with sample diluent

Assay Defender® replaces the ordinary sample diluent. Dilution depends on the analyte concentration.



Bead-based platforms without diluent

Assay Defender® replaces the storage buffers for capture and detection beads.

